

Trench Heating

# Katherm NK

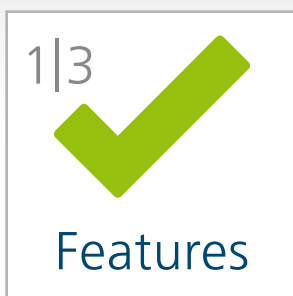
**KAMPMAN**  
Genau mein Klima.

# Geared to the future


You are investing in future-proof quality with the Katherm NK. It works efficiently, even with low water temperatures, keeping operating costs to a permanently low level.

# Various dimensions


Design can be this easy! Especially if you can choose between five widths, four heights and 22 lengths, as with the NK range.



Features



Details



Data





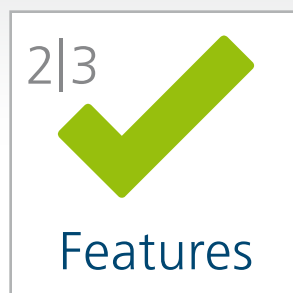
Grilles

## Tailor-made

Your customer gets the thing you appreciate about Kampmann: individual made-to-fit trenches for all façades. Regardless of whether you need mitred corners, curved trenches, column cutouts etc.

## With a matching frame

The matching frame for every grille finish – all possible for the Katherm NK. The icing on the cake for a perfect look.



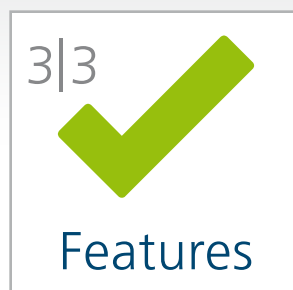


# Easy installation

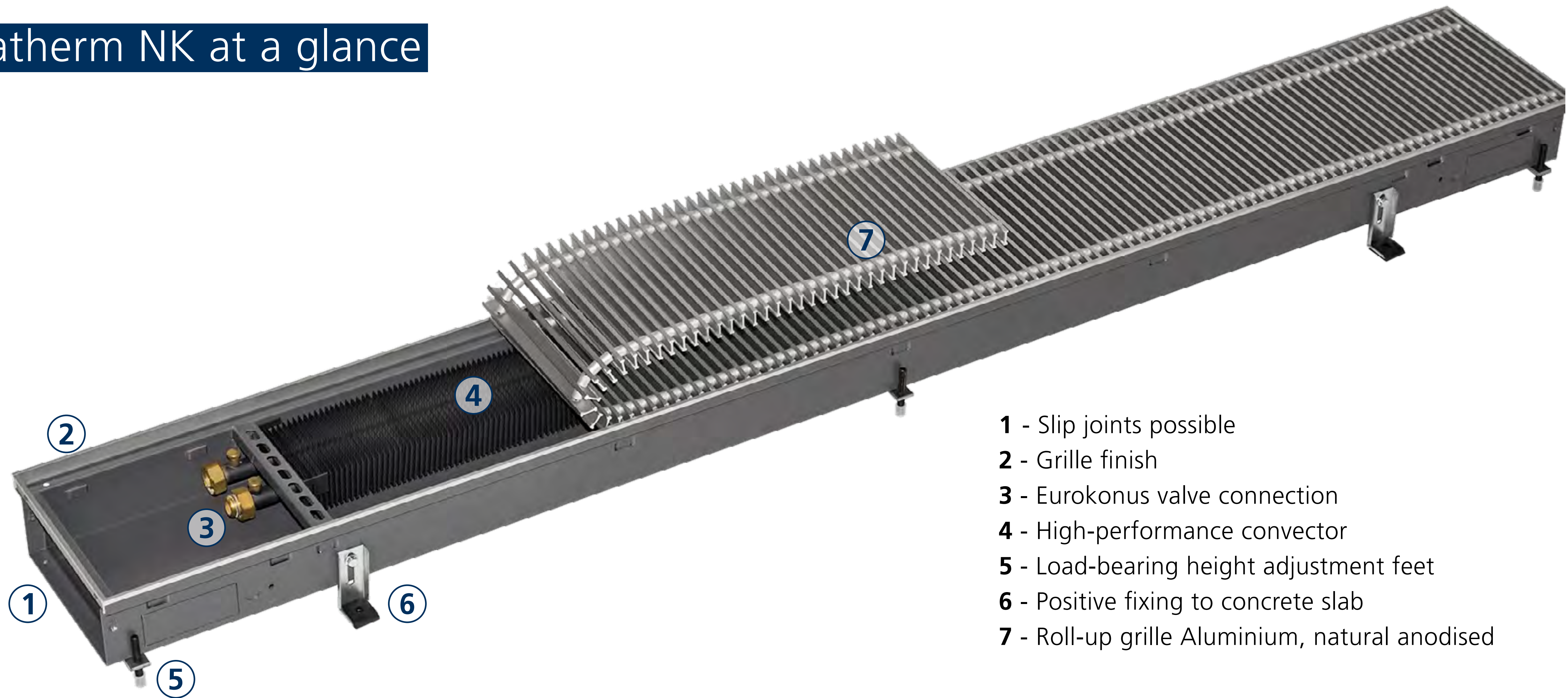
Work on site is far easier with the Eurokonus valve connection. Other standard features, such as height adjustment feet and load-bearing raised floor brackets, reduce installation time and thus also costs.

# Design reliably

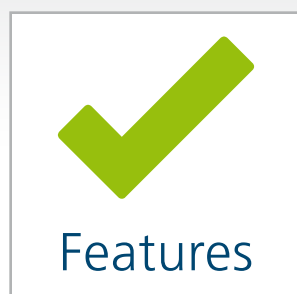
Design our standard trenches with short delivery times. You can also rely on our support for your individual project to find the respective solution.




# Katherm NK at a glance




- 1 - Slip joints possible
- 2 - Grille finish
- 3 - Eurokonus valve connection
- 4 - High-performance convector
- 5 - Load-bearing height adjustment feet
- 6 - Positive fixing to concrete slab
- 7 - Roll-up grille Aluminium, natural anodised



Features



Details



Data



Grilles

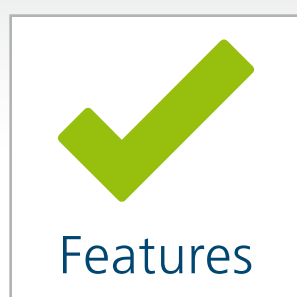
## Slip joints possible

- ▶ to allow continuous grille appearance

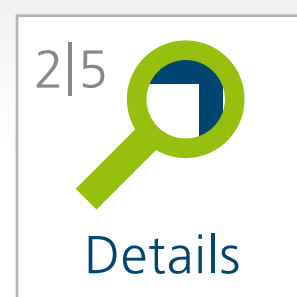


## Cover plate


- ▶ as visual cover and protection
- ▶ against dirt ingress



Features



Details



Data



Grilles


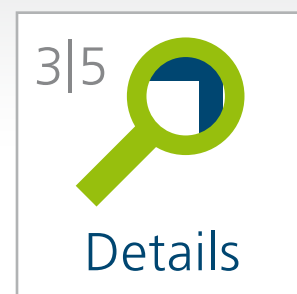
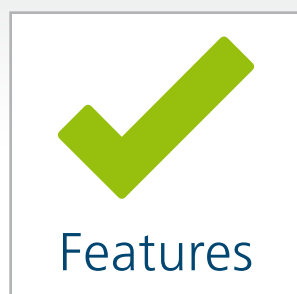
## Coloured frame

- ▶ to match grille finish



## Positive fixing to concrete slab

- ▶ for stable installation within screeded and raised floors



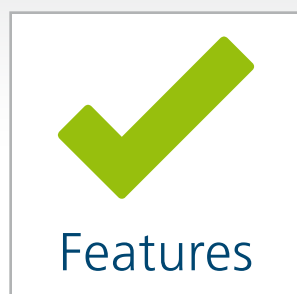
## Eurokonus valve connection

- ▶ for easy connections
- ▶ saves installation time

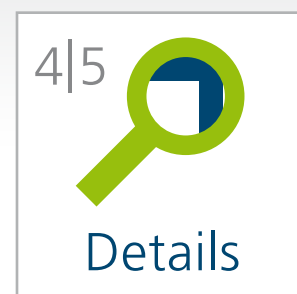


## High-performance convector


- ▶ the proven combination copper/aluminium
- ▶ optimised for airflow and heat dissipation
- ▶ painted graphite-grey



Features



Details



Data



Grilles



# Control options

The room thermostat is combined with a corresponding number of actuators and valves. The required room temperature is set on the room thermostat. If the room temperature falls below this set value, the thermoelectric actuator opens the waterside valve.



## Room thermostat


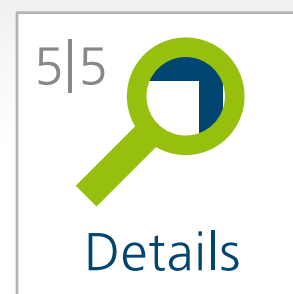
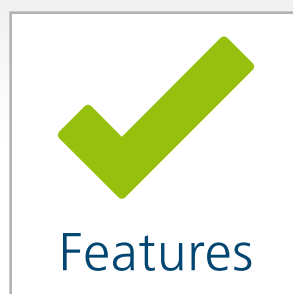
- ▶ in an elegant flat surface-mounted housing
- ▶ with thermal setback



## Clock thermostat

- ▶ combination of room and clock thermostat
- ▶ in a flush-mounted design, white
- ▶ setting of day and week programme
- ▶ large display for the setpoint and target display

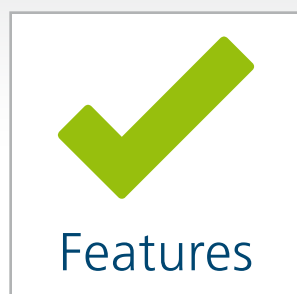
▶ Detailed information at [Kampmann.co.uk](http://Kampmann.co.uk)




# Heat output (with unit lengths of 800 mm to 5000 mm, room air temperature 20 °C)

LPHW heating medium	Unit height	Katherm NK 137	Katherm NK 182	Katherm NK 232	Katherm NK 300	Katherm NK 380
[°C]	[mm]	[W]	[W]	[W]	[W]	[W]
<b>82/71</b>	92	92 - 1158	156 - 1528	185 - 1805	247 - 2402	329 - 3206
	120	99 - 1239	191 - 1881	228 - 2220	316 - 3079	406 - 3957
	150	/	243 - 2191	365 - 3278	465 - 4183	572 - 5147
	200	/	274 - 2459	394 - 3552	525 - 4724	733 - 6596
<b>75/65</b>	92	78 - 981	132 - 1295	157 - 1530	209 - 2036	279 - 2717
	120	84 - 1050	162 - 1594	193 - 1881	268 - 2609	344 - 3353
	150	/	206 - 1857	309 - 2778	394 - 3545	485 - 4362
	200	/	232 - 2084	334 - 3010	445 - 4003	621 - 5590
<b>55/45</b>	92	34 - 431	66 - 646	76 - 741	104 - 1011	142 - 1384
	120	35 - 438	80 - 784	93 - 911	133 - 1296	173 - 1691
	150	/	96 - 867	146 - 1381	189 - 1699	235 - 2112
	200	/	106 - 954	160 - 1442	211 - 1899	299 - 2693
<b>50/40</b>	92	26 - 322	51 - 504	59 - 572	81 - 788	112 - 1088
	120	26 - 321	62 - 608	72 - 703	104 - 1010	136 - 1325
	150	/	73 - 661	112 - 1010	145 - 1306	181 - 1630
	200	/	80 - 722	123 - 1109	162 - 1455	231 - 2075

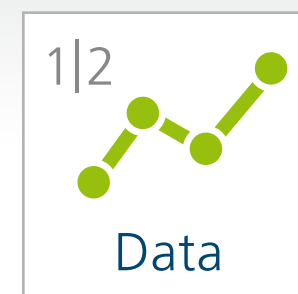
Heat outputs tested in accordance with BS EN 16430 Parts 1 & 2.



Features



Details

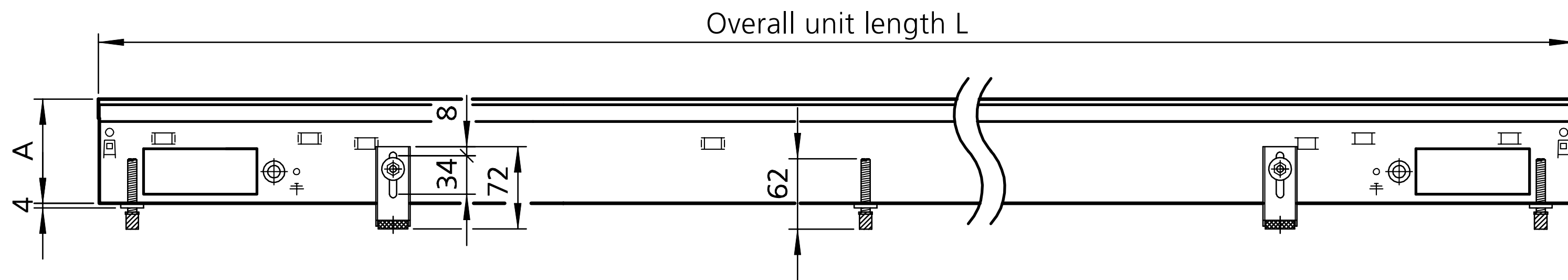


Data

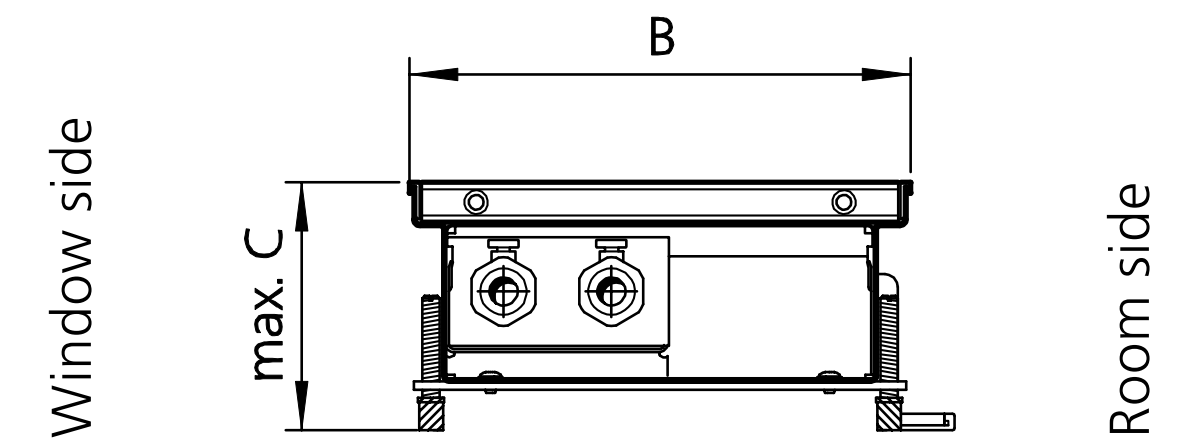


Grilles

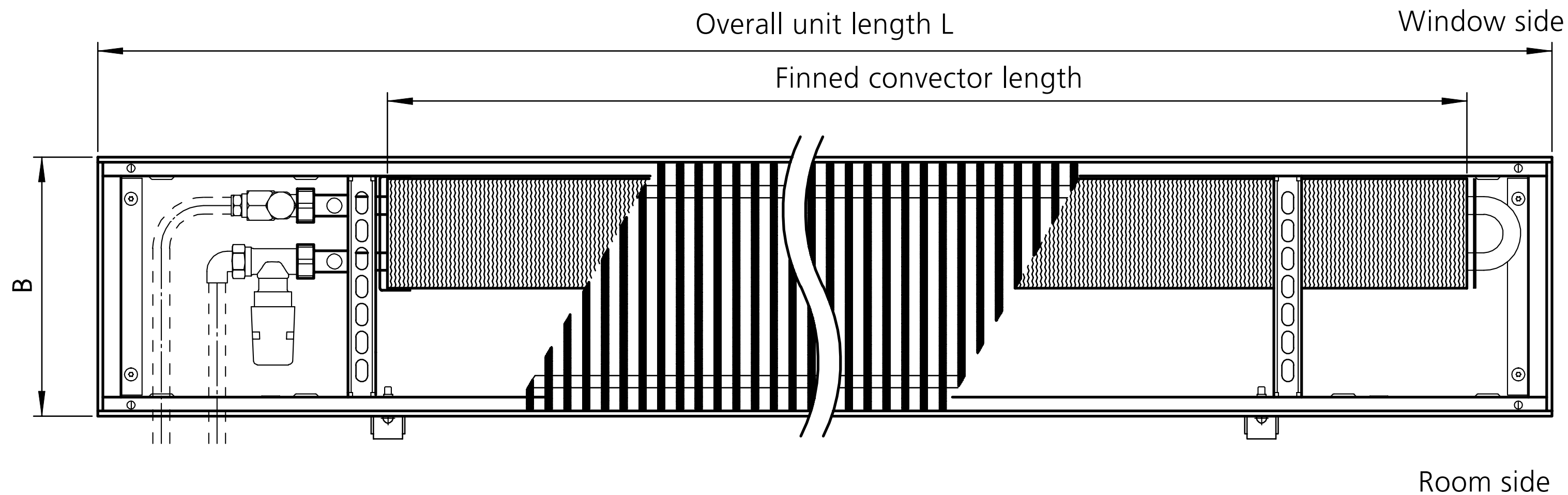
# Dimensions



Front view, e.g. NK 232




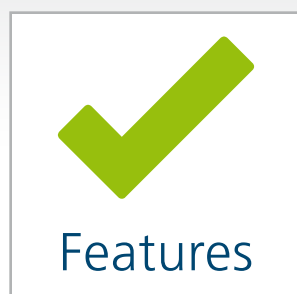
Cross-sectional view, LHS connection, e.g. NK 232









Plan view, e.g. NK 232

Katherm	A	B	max. C
	[mm]	[mm]	[mm]
NK 137	92/120/--/--	137	126/154/--/--
NK 182	92/120/150/200	182	126/154/184/234
NK 232	92/120/150/200	232	126/154/184/234
NK 300	92/120/150/200	300	126/154/184/234
NK 380	92/120/150/200	380	126/154/184/234

NK 137: Trench height 150 mm and 200 mm not available. Opposite end connections only.





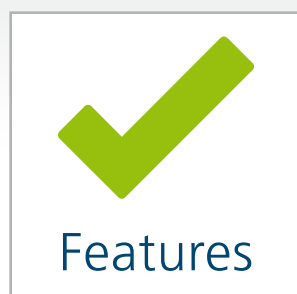
# Choice of grilles



- 1 Aluminium, natural anodised
- 2 Aluminium, brass anodised
- 3 Aluminium, bronze anodised
- 4 Aluminium, bronze finish
- 5 Aluminium, black anodised
- 6 Aluminium, basalt grey painted DB 703
- 7 Stainless steel
- 8 Stainless steel, polished
- 9 Brass, natural


## Aluminium roll-up grille, natural anodised:

- ▶ double T-profile roll-up grille
- ▶ bar dimension 18 x 5 mm (stainless steel 18 x 6 mm)
- ▶ bar spacing 9 mm (stainless steel 10.5 mm)
- ▶ connections made of corrosion-proof steel springs with spacers in a matching colour
- ▶ 65 % free area



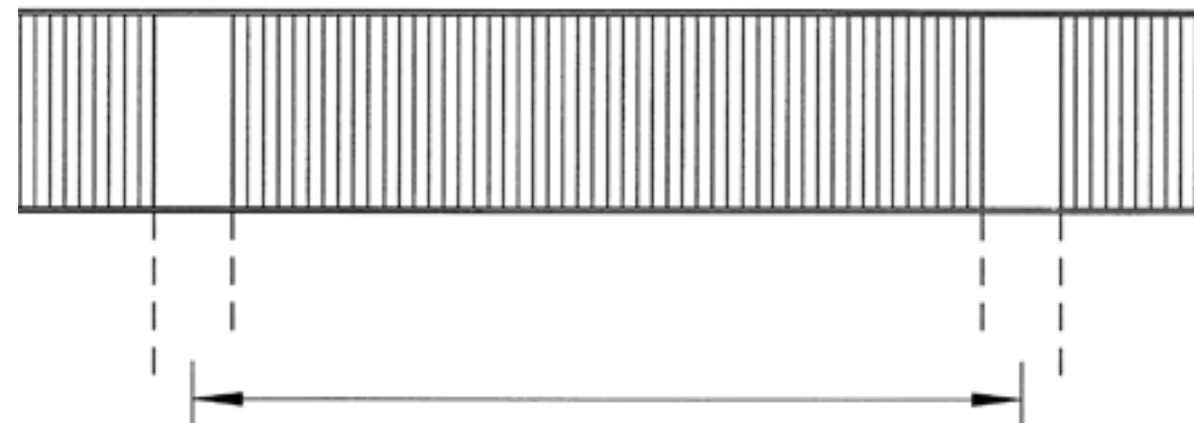
# Variations

We can even cope with challenging sites with ease with our range of possible shapes and sizes. The following options are possible:



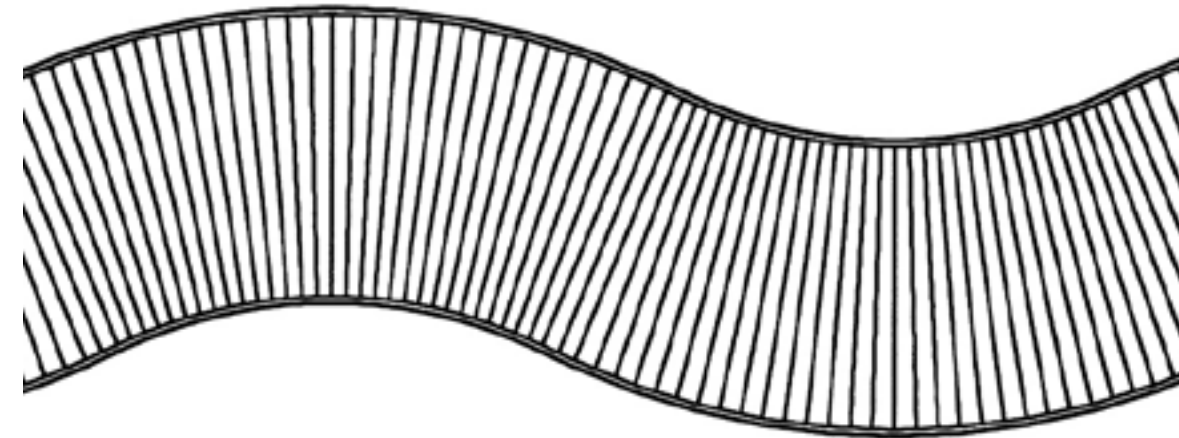
## Mitred corners

- ▶ Any angle possible
- ▶ Curved



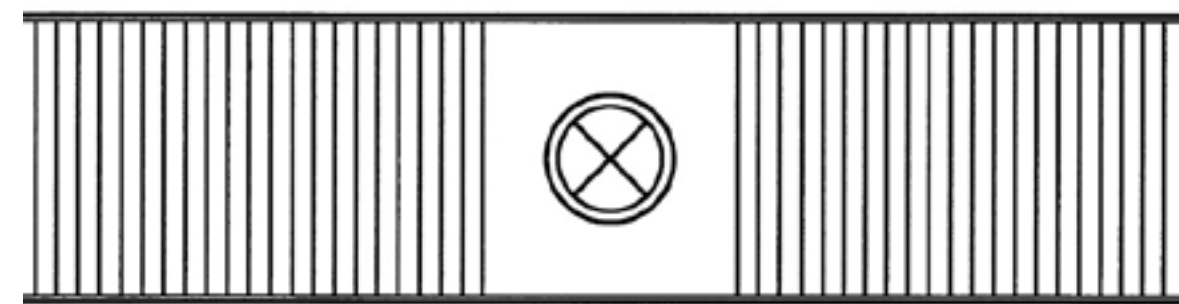
## Cover plates at mullion positions

- ▶ Polygonal shapes along building façade



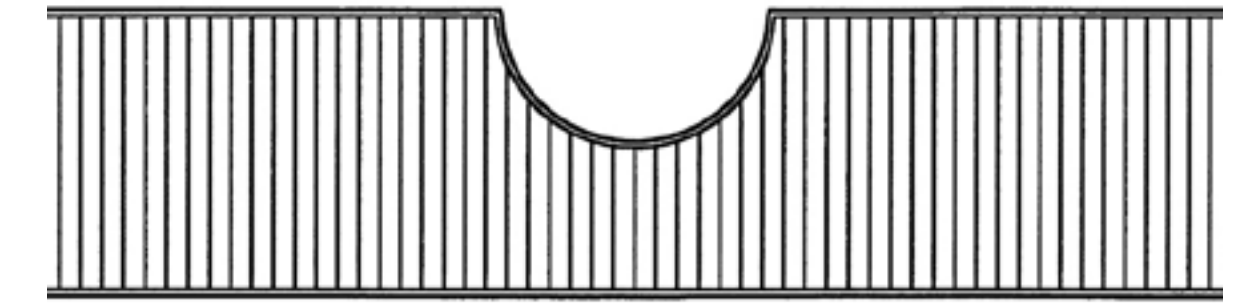
## Curves

- ▶ Design of all components in a curved shape



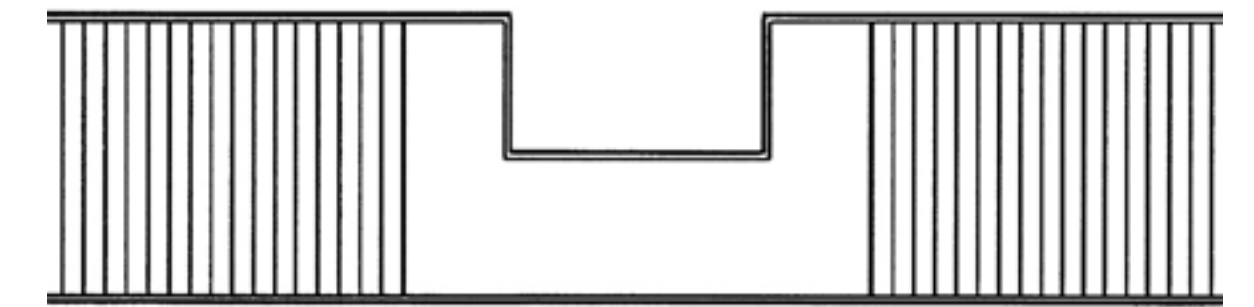
## Cover plate for an electrical installation

- ▶ Luminaires
- ▶ Sockets



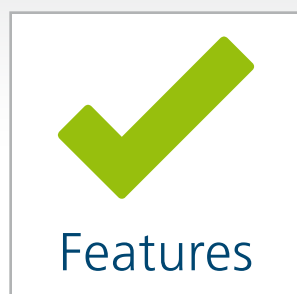
## Cut-outs in the grille itself

- ▶ Integration of building parts, such as columns, mullions, etc.




## Cut-outs with a cover plate


- ▶ Integration of building parts, such as columns, mullions, etc.



Features



Details



Data



Grilles

# Benefits for you!

Kampmann offers you the following service benefits:

- ▶ on-site consultation
- ▶ design support
- ▶ system solutions
- ▶ site-surveys
- ▶ After Sales Service

Find your contact person here:

**[Kampmann.co.uk/contact](https://www.kampmann.co.uk/contact)**

